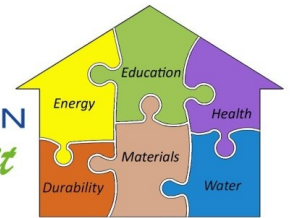




1415 E Piedmont Drive, Suite 5
Tallahassee, FL 32308-7954
PH: 850-894-3422



FLORIDA GREEN
BUILDING COALITION
Green Home Retrofit



www.FloridaGreenBuilding.org

Ask How Your Green Home Can Result in:

- Lower Monthly Energy & Water Bills
- Lower Homeowner Insurance
- Improved Indoor Air Quality
- Improved Durability
- Less Maintenance Costs
- Greater Access to Mortgage Money
- Increased Value for Resale

Download FGBC's Green Home Retrofit Guidelines at:

www.FloridaGreenBuilding.org/consumer-help

**A do-it-yourself guide
to improve the efficiency,
health and environmental
friendliness of your home**



Take small steps to make a big difference.

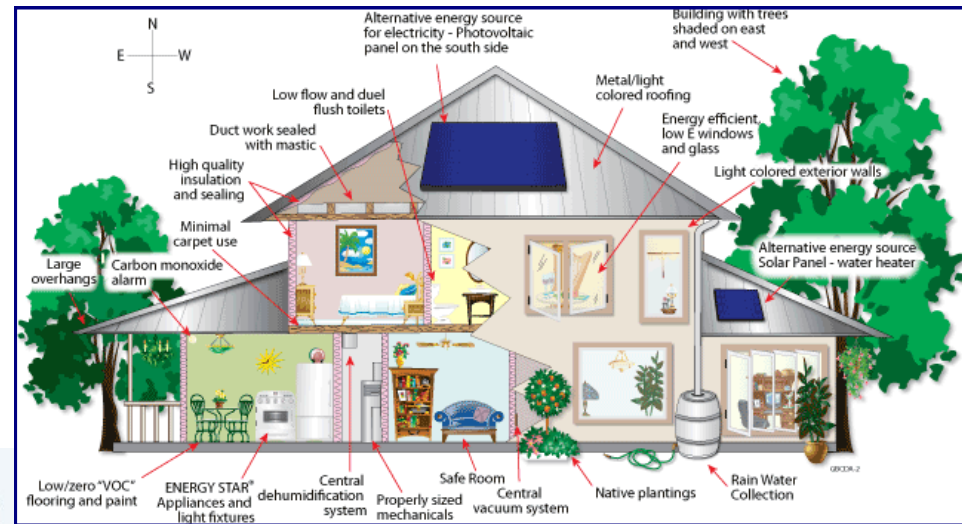
Simple changes can make a big impact!



Energy Efficiency: Reduces monthly energy bills and greenhouse gas emissions.

Water Efficiency: Reduces monthly water bills and saves one of Florida's most precious resources.

Education: Teaches you the importance of properly operating and maintaining your green home.



Weatherize your home




Adding insulation to the attic and sidewalls, and sealing air leaks around outlets, switch plates, baseboards, and window frames can save 5-30% per year.




Energy Star approved CFLs use about 75% less energy than incandescent bulbs & can last 10 times longer.

Replace old appliances, especially refrigerators, with new Energy Star models that can use 40-50% less energy than models built before 2002.



Replace old windows with new Energy Star windows. Caulking or weather stripping around window frames can reduce heating and cooling costs.

Programmable thermostats can save up to 10% a year by turning the thermostat back 7-10°F for 8 hours a day. Change filters regularly and service HVAC units with annual tune-ups.



Set Water Heaters to 120°F. Insulating water heaters and pipes can save 4-9% a year. Use low-flow showerheads, toilets and aerators in faucets to conserve water.

Health: Improves moisture control and indoor air quality by using materials with low VOC's and better air filtration systems.

Materials: Improves durability and protects the environment by using resource-efficient and eco-friendly products.

Disaster Mitigation: Protects against termites, hurricanes, wildfires, and other natural disasters.

Water Saving Tips

Fix that Leak!



If your toilet has a leak, you could be wasting about 200 gallons of water every day. That would be like flushing your toilet more than 50 times for no reason.

Take a Power Shower!

Showers use between 10-25 gallons; baths can use up to 70 gallons. To save even more, limit showers to 5 minutes.



Get Energy Star Appliances!

Energy efficient appliances can save families about 30% on their utility bill. Look for the Energy Star label.



Use less water!

Install new toilets that use less than 1.6 gallons per flush.



Use Florida-Friendly Landscaping!

1. Right Plant, Right Place
2. Water Efficiently
3. Fertilize Appropriately
4. Mulch
5. Attract Wildlife
6. Manage Yard Pests Responsibly
7. Recycle
8. Reduce Stormwater Runoff
9. Protect the Waterfront

Turn off the Tap!



By turning off the faucet while brushing your teeth, you can save 8 gallons of water a day.